



*The Premier Line offers a wide selection of camera styles, with choices of electronics and lenses. You can customize each discreet camera to fit your application.*

Our Premier Line discreet cameras offer full-featured performance for a wide range of security surveillance applications.

The Premier Line offers a wide variety of camera styles, so there's a choice that will blend into any environment and provide you the view you need. Premier Line cameras also give you a choice of lenses and electronics, so you can customize each discreet camera to

fit your application. Choose from 2.5, 4, 6, 8, or 12 mm standard lenses and 3.6 or 5 mm pinhole lenses.

All GBC by Kalatel Premier Line black-and-white cameras deliver a resolution of 425 TV lines and light sensitivity of 0.1 lux. The color cameras deliver a resolution of 380 TV lines and light sensitivity of 1 lux.

GBC by Kalatel Premier Line cameras feature a high-speed

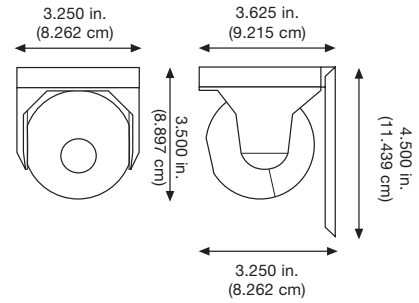
electronic shutter that compensates for changing lighting conditions, from bright sunlight to dim outdoor lighting. They also feature a backlight compensation circuit that prevents foreground objects from becoming silhouetted against bright backgrounds. Each camera includes a plug-in power supply and easy-connect leads for simple installation.

Please consult the part number guide to configure the camera that best meets your needs.

### Ball Camera BC-450/950



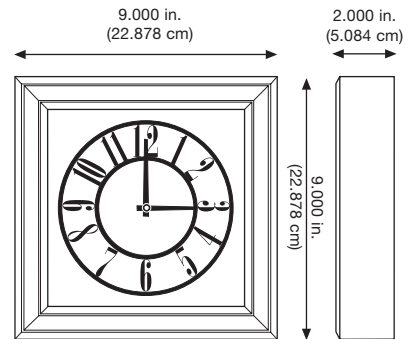
- Gray Lexan® construction
- Compact—only 3 in. high
- Weatherproof and operates in temperatures from -20° to 140° F
- Ball can be rotated 350° and tilted 90° during installation
- Mounts on ceiling or wall
- Can be mounted on wall over single gang box
- Color or black-and-white camera
- 2.5, 4, 6, 8, or 12 mm lens



### Clock Camera CL-450



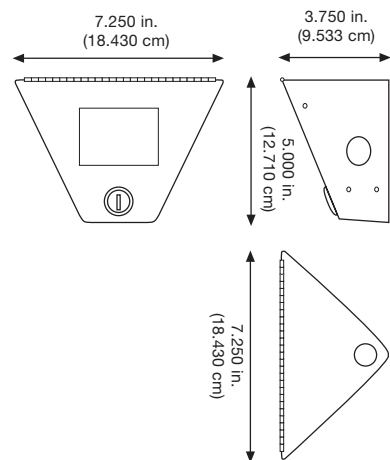
- Working battery-operated quartz clock
- Camera can be rotated and tilted within clock during installation
- Black-and-white camera
- 2.5, 4, 6, 8, or 12 mm lens



### Corner-Mount Camera CM-450/950



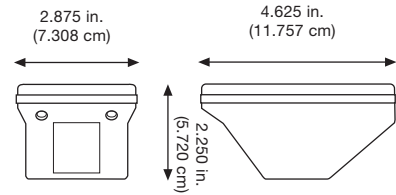
- Brushed stainless steel
- Camera can be rotated and tilted within corner mount during installation
- Color or black-and-white camera
- 2.5, 4, 6, 8, or 12 mm lens



### Ceiling/Wall Camera CW-450/950



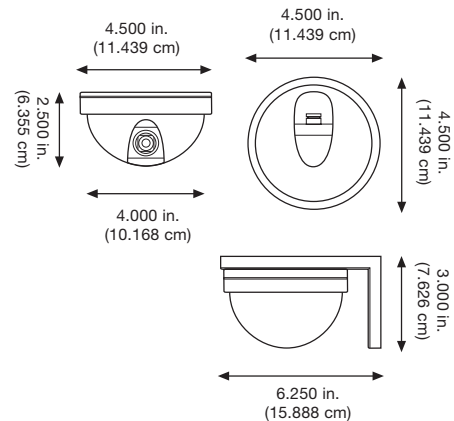
- Mounts on wall or ceiling
- Compact—only 2.25 in. high
- Color or black-and-white camera
- 2.5, 4, 6, 8, or 12 mm lens



### 4-inch Dome Camera DS-450/950



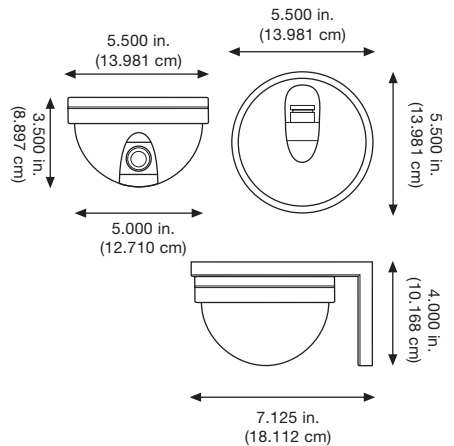
- Dome conceals camera position
- Camera can be rotated 360° and tilted 90° during installation
- Color or black-and-white camera
- 2.5, 4, 6, 8, or 12 mm lens
- Wall-mount bracket included



### 5-inch Vari-View™ Dome Camera DM-450/950



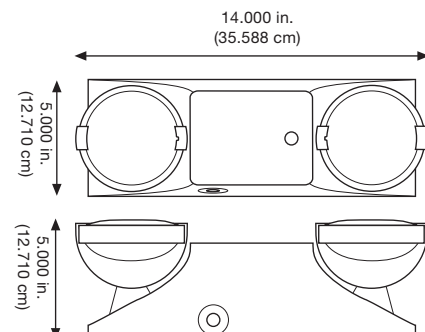
- Dome conceals camera position
- Camera can be rotated 360° and tilted 90° during installation
- Color or black-and-white camera
- Vari-focal lens adjustable from 3 to 6 mm
- Wall-mount bracket included



### Emergency Light Camera EL-450/950



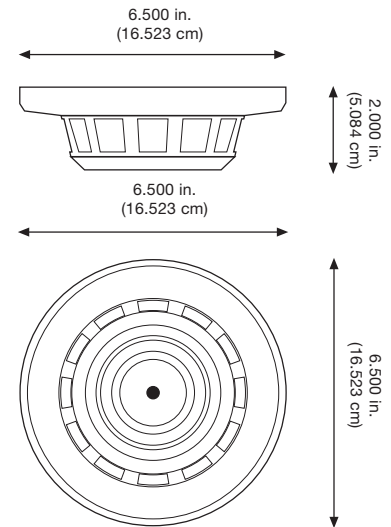
- Working dual-spotlight emergency light
- Color or black-and-white camera
- 2.5, 4, 6, 8, or 12 mm lens



### Smoke Detector Camera SD-450/950



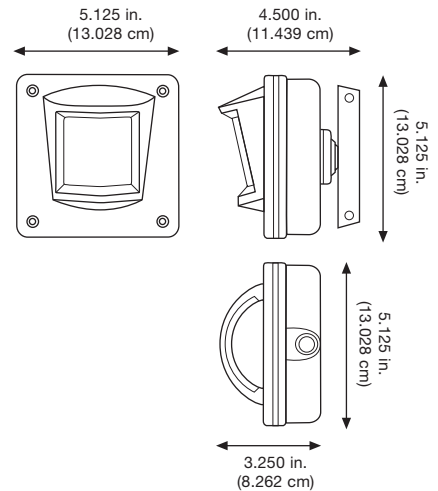
- Resembles many popular models of commercial smoke detectors
- Can discreetly monitor an entire room from one location
- Accommodates up to four side-viewing cameras and one down-viewing camera
- Black-and-white model includes one side-viewing camera with three lenses (2.5, 4, 6 mm)
- Color model includes one side-viewing camera with 4 mm lens
- Each side-viewing camera can be rotated and tilted during installation
- Upgrade kits available for additional cameras
- No smoke detector electronics



### The Brute® Camera TK-450/950



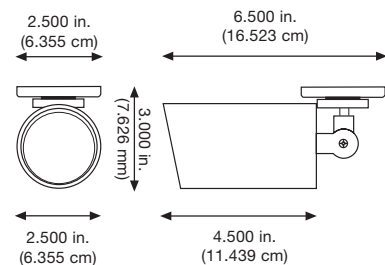
- Heavy-duty die-cast aluminum case
- Lexan® window
- Weatherproof and tamper resistant
- Camera position is adjustable within housing
- Entire housing is adjustable on wall/corner mount (included)
- Mounts on wall (surface or flush mount) or corner
- Color or black-and-white camera
- 2.5, 4, 6, 8, or 12 mm lens



### Vari-View™ Track Camera TC-450/950



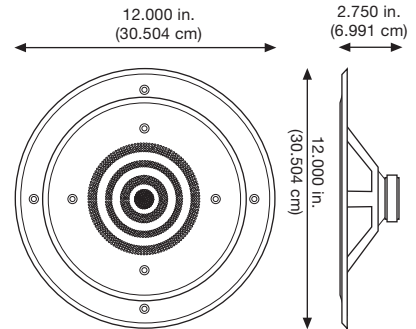
- Mounts on wall or ceiling
- Weatherproof
- Adjustable camera position
- Vari-focal lens adjustable from 3 to 6 mm



### Ceiling Speaker Camera CS-450/950



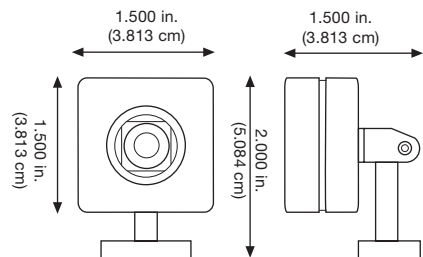
- Working 15-watt speaker
- Flush-mount design
- Color or black-and-white camera
- 3.6 or 5 mm pinhole lens



### Mini-Max<sup>®</sup> Miniature Camera MM-450/950



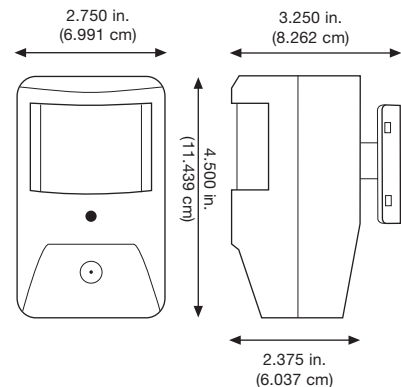
- Measures only 1.5 x 1.5 x .75 in.
- Fully adjustable miniature mounting bracket included
- Color or black-and-white camera
- 3.6 or 5 mm pinhole lens
- 2.5, 4, 6, 8, or 12 mm standard lens



### PIR Camera PI-450/950



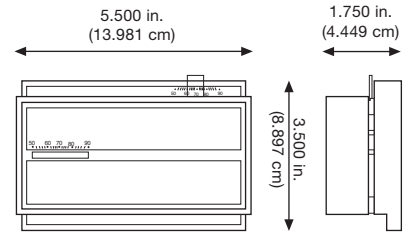
- Uses high-quality Sentrol commercial PIR electronics
- Can be mounted on a wall or in a corner
- Fully adjustable, heavy-duty swivel-mount bracket included
- Color or black-and-white camera
- 3.6 or 5 mm pinhole lens
- Form C relay—Both N/C and N/O contacts
- LED may be enabled or disabled during installation
- Matching PIR-only unit also available
- Available with camera only, no PIR electronics
- Easy-connect leads or internal terminal strip



### Thermostat Camera TH-450/950



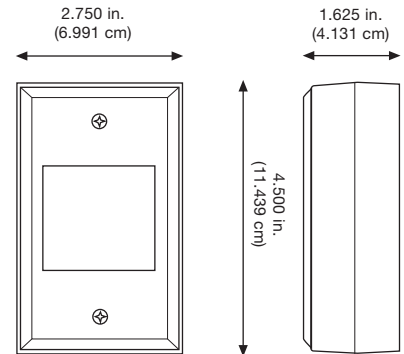
- Blends into any environment
- Color or black-and-white camera
- 3.6 or 5 mm pinhole lens
- Non-working thermostat



### Surface-Mount Camera SM-450/950



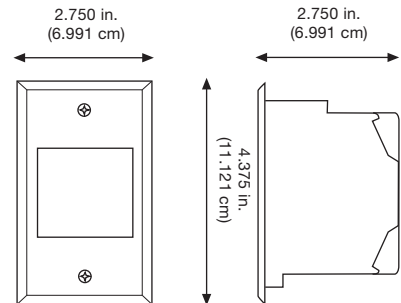
- Brushed stainless steel front plate
- Camera can be rotated and tilted during installation
- Surface-mount box included
- Color or black-and-white camera
- 2.5, 4, 6, 8, or 12 mm lens



### In-Wall Camera IW-450/950



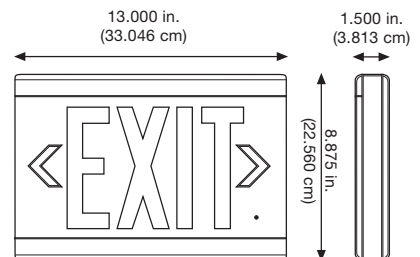
- Brushed stainless steel front plate
- Camera can be rotated and tilted during installation
- Mounts over single gang box
- Single gang in-wall box included
- Color or black-and-white camera
- 2.5, 4, 6, 8, or 12 mm lens



### Exit Sign Camera EX-450/950



- Working exit sign
- Mounts on wall or ceiling
- Color or black-and-white camera
- 3.6 or 5 mm pinhole lens
- Battery backup



### GBC - □□ - □ 50 - □□

Standard Lens	Camera Style	Camera Type	Lens
	<b>BC</b> Ball	<b>4</b> Black and White	<i>Blank</i> 2.5, 4, and 6 mm lenses**
	<b>CL</b> Clock*	<b>9</b> Color	<b>2.5</b> 2.5 mm
	<b>CM</b> Corner Mount		<b>4</b> 4 mm
	<b>CW</b> Ceiling/Wall		<b>6</b> 6 mm
	<b>DS</b> 4-inch Dome		<b>8</b> 8 mm
	<b>EL</b> Emergency Light		<b>12</b> 12 mm
	<b>IW</b> In Wall		
	<b>MM</b> Mini-Max		
	<b>SD</b> Side-Viewing Smoke Detector		
	<b>SM</b> Surface Mount		
	<b>TK</b> The Brute Ruggedized Indoor/Outdoor		
	<b>UK</b> Smoke Detector upgrade kit (additional side-viewing camera)		

\* black and white only

\*\* SD-450 and UK-450 only. Leave off the lens suffix when ordering these products to receive 2.5, 4, and 6 mm lenses with the camera. When installing the camera in the field, choose the lens that gives you the best view. Do not use lens suffixes 2.5, 4, or 6.

Vari-focal Lens	Camera Style	Camera Type	Lens
	<b>DM</b> 5-inch Dome	<b>4</b> Black and White	<b>VF</b> Vari-focal
	<b>TC</b> Track	<b>9</b> Color	

Pinhole Lens	Camera Style	Camera Type	Lens
	<b>CS</b> Ceiling Speaker	<b>4</b> Black and White	<b>P3</b> 3.6 mm pinhole
	<b>EX</b> Exit Sign	<b>9</b> Color	<b>P5</b> 5 mm pinhole
	<b>MM</b> Mini-Max	<b>NC</b> No camera. PI style only.	
	<b>PI</b> PIR, with PIR electronics	Do not use "50" suffix or lens suffix.	
	<b>PN</b> PIR, no PIR electronics		
	<b>TH</b> Thermostat		
	<b>UK</b> Smoke Detector upgrade kit (additional down-viewing camera)		

**All cameras include power supply**

## Examples

GBC-BC-950-8	Mini-Ball camera with color camera and 8 mm lens
GBC-SD-450	Side-viewing smoke detector camera with black-and-white camera and 2.5, 4, and 6 mm lenses
GBC-UK-950-12	Additional side-viewing color camera for smoke detector with 12 mm lens
GBC-SD-450-12	Side-viewing smoke detector camera with black-and-white camera and 12 mm lens
GBC-UK-450	Additional side-viewing black-and-white camera for smoke detector with 2.5, 4, and 6 mm lenses
GBC-PI-NC	PIR-style camera with PIR electronics, no camera
GBC-PN-950-P5	PIR-style camera without PIR electronics, with color camera and 5 mm pinhole lens

### Technical Specifications

#### Black-and-White Camera

Image sensor	1/3-in. interline transfer CCD
Scanning system	2:1 interlace—525 lines, 60 fields (EIA); optional 625 lines, 50 fields (CCIR)
Effective picture elements	512 (H) x 492 (V)
Resolution	425 TVL
Sensitivity	
(Minimum illumination)	0.1 lux @ f1.2 0.01 lux (faceplate) 0.3 lux with pinhole lens
Signal-to-noise ratio	48 dB (AGC off)
AGC	Max 30 dB
Backlight compensation	On (under AES), center weighted
Synchronization	Internal
Gamma compensation	0.45
Video output	1.0 V pk-pk 75 ohm unbalanced
Electronic shutter	AES 1/60–1/100,000 sec.
Power supply	12 VDC
Power consumption	95 mA 1.14 w
Operating temperature	0° to 140° F (-18° to 60° C)

#### Color Camera

Image sensor	1/3-in. interline transfer CCD
Scanning system	2:1 interlace—525 lines, 60 fields (NTSC); optional 625 lines, 50 fields (PAL)
Effective picture elements	512 (H) x 492 (V)
Resolution	380 TVL
Sensitivity	
(Minimum illumination)	1 lux @ f1.2 0.1 lux (faceplate) 3 lux with pinhole lens
Signal-to-noise ratio	48 dB (AGC off)
AGC	Max 30 dB
Backlight compensation	On (under AES), center weighted
Synchronization	Internal
Gamma compensation	0.45
Video output	1.0 V pk-pk 75 ohm unbalanced
Electronic shutter	AES 1/60–1/100,000 sec.
White balance	Auto white balance 2,500° to 11,000° K
Power supply	12 VDC
Power consumption	120 mA 1.45 w
Operating temperature	0° to 140° F (-18° to 60° C)

#### Mailing Address

PMB 225, P.O. Box 3004  
Corvallis, OR, USA 97339  
www.kalatel.com

#### Americas

toll free 800-469-1676  
tel 541-754-9133  
fax 541-754-7162

#### Asia

tel 852-2907-8108  
fax 852-2142-5063

#### Australia

tel 61-3-9259-4700  
fax 61-3-9259-4799